

THE Bubbles Bugle

Bubbles Bugle Spring/Summer 2013




Like us on
Facebook

Valuable
Messages
from Penny
Polite®, Grace
the Greyhound
& Charity
Chihuahua™

Those Lazy
Hazy Crazy
Days of
Summer

Choo Choo...
Charlie
Continues to
Grow!

learn.
invest.
grow.



The Learning Experience® Parent Newsletter

Valuable Messages from Penny Polite®, Grace the Greyhound & Charity Chihuahua™



Linda Weissman
President of Marketing

As you probably know, we have recently introduced new programs. Two of these programs are additions to curriculum. We believe these new curricula are as important as our Fun With Phonics®, Suddenly Science® and Marvelous Math® programs. The first to be introduced was Manners Matters® with its Mascot, the charming raccoon, Penny Polite®.

Penny Polite® says “manners matter”.

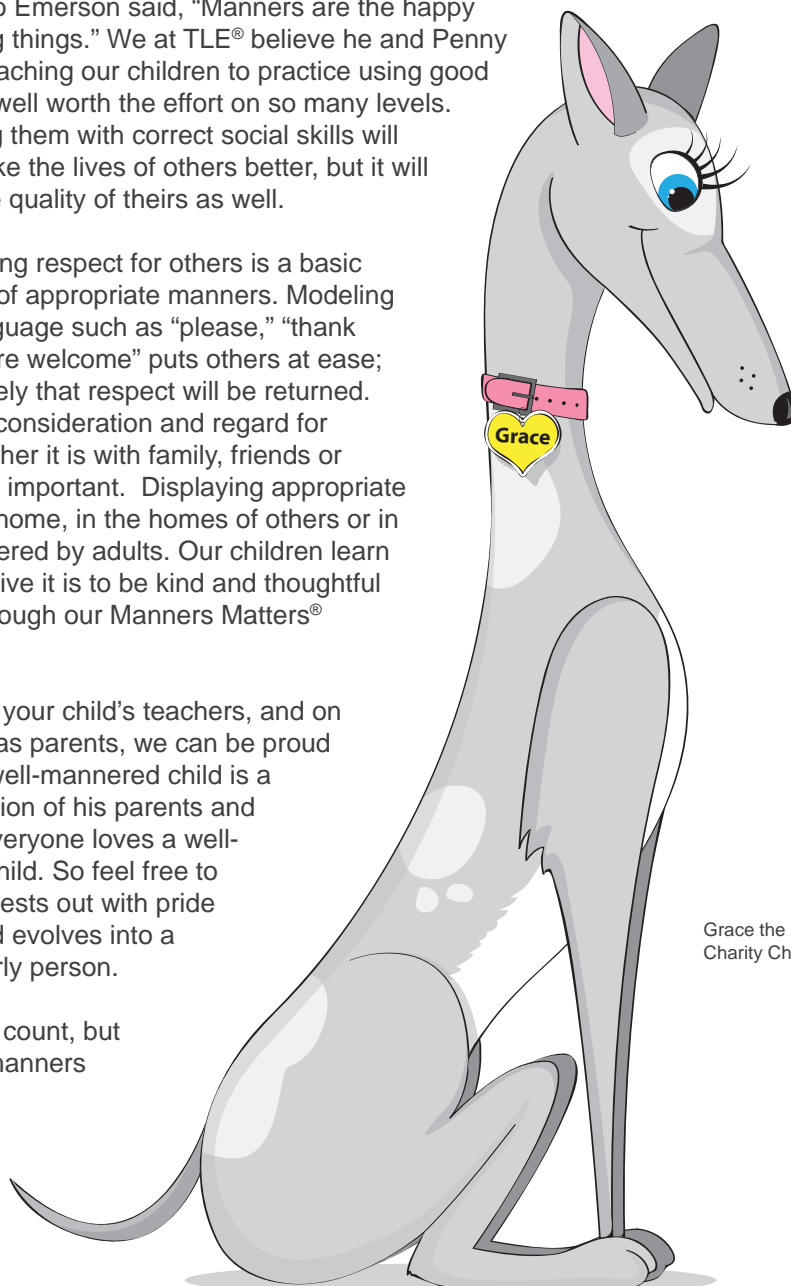
Ralph Waldo Emerson said, “Manners are the happy way of doing things.” We at TLE® believe he and Penny are right. Teaching our children to practice using good manners is well worth the effort on so many levels. Empowering them with correct social skills will not only make the lives of others better, but it will enhance the quality of theirs as well.

Demonstrating respect for others is a basic human rule of appropriate manners. Modeling suitable language such as “please,” “thank you,” “you are welcome” puts others at ease; making it likely that respect will be returned. Expressing consideration and regard for others, whether it is with family, friends or strangers, is important. Displaying appropriate behavior at home, in the homes of others or in public is revered by adults. Our children learn how imperative it is to be kind and thoughtful to others through our Manners Matters® program.

Selfishly, as your child’s teachers, and on your behalf as parents, we can be proud because a well-mannered child is a direct reflection of his parents and teachers. Everyone loves a well-mannered child. So feel free to hold your chests out with pride as your child evolves into a very mannerly person.

Manners do count, but
along with manners

another very important virtue for our children to have is to be contributing members of society. That is where an additional new curriculum, recently introduced, comes in. We are so proud to be the only preschool with a formal curriculum on philanthropy. **“It doesn’t matter how big or small you are, it is the size of your heart that matters.”** Philanthropy, with characters Grace the Greyhound and Charity Chihuahua™ teach our children the importance of giving time and effort for the benefit of others and how their efforts can make a difference to the world around them. We are very proud of these programs as we believe that there is so much more to preschool than playgrounds and block building.



Grace the Greyhound &
Charity Chihuahua®

Penny Polite®





Those Lazy Hazy Crazy Days of Summer

"A perfect summer day is when the sun is shining, the breeze is blowing, the birds are singing, and the lawn mower is broken."
-James Dent



Meghan Kelly
Director of Curriculum

As adults this would be an idealistic summer day, however for our children not so much, perhaps they would even be a little blue. At TLE® our summer program "TLE Has the Cure for the Summertime Blues" is jam packed with ideas to keep your child learning throughout the summer months.

It's hard to fathom that TLE® centers have almost completed their entire summer program planning for 2013, especially with some of us in the various parts of the country having just put away our snow shovels. With the center administrators working hard to schedule summer entertainment, the Curriculum Department has lined up a fun and an educational summer curriculum that appeals to children with every interest.



TLE Medford, NJ Summer Countdown

Judi Barrett some students will be making "Hamburger Storm Cloud Cookies". If your child really isn't into cooking; what about superheroes? Would they like to decorate their very own superhero cape and then save people from the green goo in a miniature town? These are just a few of the activities that are in store for children this summer at TLE®. All children

who attend the full 9 weeks of the TLE® Summer Program will receive special student gear that aligns with the curriculum. We are sure your child will love bringing home their wand at the end of Magic Week and showing you the tricks they learned. This year the Summer Program also includes Infant and Toddler Curricula for the very first time to keep even our youngest learners engaged in the weekly themes.

School will be out soon and some parents find themselves asking "What can I do to keep my child from forgetting everything they learned this year over the summer?" TLE® will provide a summer newsletter for the parents, that will contain a suggested summer reading list and ideas to keep the kids active during the summer months. Make sure to check with your center management mid-May for this newsletter.

*Please check with center administration to see if your center is participating in the TLE® Has the Cure for the Summertime Blues Curriculum

Summer Camp Books



If You Give A Pig a Pancake
Laura Numeroff



Wax to Crayons
Robin Nelson



Vincent's Colors
The Metropolitan Museum of Art



What Makes a Magnet?
Franklyn M. Branley



Mousetronaut: Based on a Partially True Story
Mark Kelly



Winners Never Quit
Mia Hamm



Iggy Peck Architect
Andrea Beaty




The Magic Hat
Mem Fox



Superhero Joe
Jacqueline Preiss Weitzman

*These are only some of the books being used.



Choo Choo... Charlie Continues to Grow!

Charlie Choo Choo® began our third session for the 2012-2013 school year on March 18.



Christine Bauernfeind
Director of Charlie Choo Choo



This session marked the full roll out of our newly created **Talent Sprouts®** enrichment kit program. In this program, the younger children will be using story boards, puppets, and masks to learn about different fairy tales and nursery rhymes. The Preppers through Kindergarten age groups will work over the 12 week session to create all the components necessary to hold their very own performance including props, costumes and custom made scenery. Parents will be sure to love watching their child become a star in Talent Sprouts®.

* AT PARTICIPATING LOCATIONS.

In April, we kicked off our beta test for **Yippee 4 Yoga™** and our newest created enrichment program, **Super Soccer™**. In Yippee 4 Yoga™, the children will be concentrating on relaxing while testing their inner strength, balance and flexibility. This program is designed for our children to leave the class feeling calm and at peace. Each student kit comes in a Yippee 4 Yoga™ duffle bag and contains a Yippee 4 Yoga™ yoga mat, water bottle, ribbon streamer, bean bag, finger puppet, little reader and CD! This program services the Infants through Kindergarten age groups.

* AT PARTICIPATING LOCATIONS.



In our **Super Soccer™** program the children delve into the necessary drills needed in order to be a soccer player. From dribbling, to passing, to scoring their first goal the children will be sure to have a blast! Included in the Super Soccer™ kit is a Super Soccer™ duffle bag, TLE soccer ball, pinnie, sweat bands, little reader, finger puppet and CD! This program services Preppers through Kindergarten. The best part of these kits is that they are your child's to keep at the end of the 12 week session. All enrichment program kits contain further learning activities for you and your child to do at home together.

* AT PARTICIPATING LOCATIONS.

TLE Has Gone Social!



Like us on
Facebook

What's on your mind?



Scott Breault
Asst. VP of Marketing

Join us on Facebook for prizes, information and maybe...you could win! Did you know that we've already given away a free month of tuition and an iPad Mini through our Facebook page at www.facebook.com/TLEChildCareCenters in 2013? As the scope and reach of social media grows, we're growing with it! So, if you haven't 'liked' us yet, please do so and you'll instantly become eligible to win the prizes we have lined up for the rest of the year!

Now, more than ever, our Facebook page has become a resource for child-relevant information, current events at TLE® and a way to recognize all of our wonderful centers, teachers and families! That's right! TLE® will be giving out center, teacher and student of the month awards that will be voted on by you, our TLE® family. This is your chance to help your center, your favorite teachers and your child get nationally recognized for their efforts and achievements!

Once a month, we will be posting photos (with Consent Forms) of the nominees for each category. The photos with the most 'likes' will win the contest and be recognized on our page that is viewed by thousands of people each day! Not only will they be recognized, but they'll be rewarded with prizes as well. The only way that you can make sure you're eligible to win prizes like FREE TUITION and be able to vote for your favorite TLE® centers, teachers and children is to "LIKE" US!!!



TLE Heathrow, FL is lining the hallways preparing to put their teacher's name in lights.

A Well-Deserved Round of Applause



Tara Montenaro
Regional Director

We all know that the childcare industry can be a difficult job, but a very rewarding one. We certainly could not run these beautiful schools without our teachers, management and field support. Having started in a classroom, I know firsthand how a day in the life of a center is ever changing and ever challenging. Our

teachers and managers meet our children on the front lines of their learning curve. In a full classroom, they take the time to reach out to each individual child, and relate to their unique circumstances. Our management teams know each and every parent that walks through the door day in and day out and our field support travels out to all centers, giving endless hours to the success of each one.

This year we are "Rolling Out The Red Carpet" for our teachers. We are asking parents to write letters and send pictures or drawings to our corporate office so we can vote and allow our teachers to 'see their names in lights' as we recognize them for the superstars they truly are. The winners of this process will be posted on our Facebook page (www.facebook.com/TLEChildCareCenters), to truly see their name in lights. We encourage our parents to participate in this as it is for our teachers who make a huge difference in the lives of our children daily. Our teachers should be recognized on many levels for the passion and hard work they give daily. Please

take a moment and tell your teams you appreciate them!!! We wouldn't have the countless 'learning experiences' without each and every one of them.

While our teachers are spending time in the classrooms working hands on with the children to create moments where they can **LEARN. PLAY. GROW.** it is our management teams and field support who are working to encourage the teachable



Bubbles made a visit to TLE Billerica to show his appreciation to all of the teachers and staff.

moments that come to fruition in our centers, laying the important pieces of the center's foundation through guidance, support, and resources. Our management teams have to balance so much with families, teachers and children; the ability to build a team while keeping these balances takes a very special person. Thank you for walking into our world and leaving footprints, love, and passion on all our hearts! Our field support travel many hours on most days to offer their assistance, knowledge and support to make every TLE the very best it can be. Without them in our world, we wouldn't be as strong or as successful as we are. They have certainly left much more than footprints on our hearts, especially mine. This year we recognized our management teams and field support on April 24th, thanking them for all that they have done and continue to do for it is their management and efforts that make each center the best that it can be.

With Teacher Appreciation just around the corner I'd like to personally thank all our teachers, management and field support for your countless hours, your sweat and tears, and your relentless commitment to our children and the success of all our TLE centers, you are all TLE stars!

What Did You Do Today?



Linda Weissman
President of Marketing

How many times have you asked your child during the ride home from TLE®, "So, how was school today?" Chances are you got a one word response, "Good." Upon seeking to converse about the day, you may have asked, "What did you do?" The response to this question was probably not more verbose than the first. The answer was probably, "Nothing." Well, your child fits into the stereotype. It is your job to probe a little and you will find out an array of things that were experienced over the day. It is not always easy for children to communicate, but as you show your enthusiasm; your child will delight in communicating all the day's happenings and new experiences. Most children are eager to share their experiences, but often need a little prodding. Seek out open ended conversation and try to encourage re-living the experiences your child had at school in the quiet environment of your home. For instance, if your child learned how to set the table at school, ask him to please show you by setting the table for dinner at home. If a new phrase or word was learned in Spanish, ask your child to teach it to you.

In order to have effective communication about school, it is always helpful if you familiarize yourself with the daily and weekly calendars posted outside your child's classroom. There is so much learned and experienced at TLE® daily, we bet you might learn a thing or two as well.

To substantiate that adults can learn at TLE® too, at a recent TLE® Convention, we portrayed our own version of the TV show, "Are You Smarter than a 5th Grader?" by changing the theme of the show a tad to "Are You Smarter than a TLE® Preschooler?" It was pretty amazing how many TLE® children knew answers that the adults did not. Are you ready

to take the TLE® challenge? Below is a sample of some of the questions our children could answer, can you?

- Using what Tito Toro™ has taught us say "What is your name?" in Spanish.
- What is the two-vowel rule?
- What is pointillism?
- What does symmetry mean?
- What does the following phrase in Mandarin mean, "Ni Hao Ma"?

No matter how old we are, there is always something to learn, but it also proves that TLE® kids are becoming well-rounded, educated and worldly.



Picky Eater Resolutions



Linda Weissman
President of Marketing

It is perfectly normal for our Toddlers, Preppers and Preschoolers to be fussy about their diets. We, as parents and caregivers, tend to worry that they are not getting the nutritional value they need to grow healthy bodies and maintain alert brain power. After all, how much nutrition could there be in a steady diet of French fries, chicken fingers and sweet cereals? If you have one of those kids eating the same old foods with limited nutritional value, try a little camouflage. Create some fun foods packed with kid-friendly fruits, veggies, and whole grains that make for healthy eating.

Smoothies act as Triple Duty Meals.... adding Fun, Great Food Value and Easy Prep

By simply throwing some nutritional ingredients in your blender for a spin, you will create kid-pleasing, colorful smoothies in a matter of seconds. If you have a time constraint, use frozen varieties of fruits and veggies and you can skip the washing and cutting steps. Or, when you have time, freeze your own and store in freezer bags in portion sizes. By the way, smoothies are great ways to utilize that over ripe fruit you are thinking about tossing.

Smoothies are as limited as your imagination. One mom with children requesting a smoothie, out of yogurt and milk that day, came up with a recipe using the evaporated milk sitting on her pantry shelf blended it with frozen spinach and strawberries. She says they gobbled it down as it was so creamy and delicious.

When using yogurt in those smoothies, look for one such as Stoneyfield as it does not have high fructose corn syrup. Check out the labels on the yogurts you are buying. Look for high protein and low sugars. Store your over ripe bananas in the freezer as they are wonderful in the smoothies.

Try sneaking more fiber, antioxidants and vitamins into your kids' diets and they will love you for giving them scrumptious treats like the ones below.

Peach-Banana Smoothie

Ingredients:

- 1 Banana cut up (fresh or frozen)*
- One ripe medium peach pitted and sliced or 6 ounces frozen peaches*
- 6 ounce container of low fat peach yogurt*
- Splash of orange juice*
- Honey to taste*
- Few ice cubes (unless you have used frozen fruit)*

Bubbles the Elephant's® Favorite Smoothie

We think Bubbles loves this smoothie because it happens to be blue, the same color he is. What do you think? We are okay with that because we love Bubbles so much that we want him to be healthy and grow strong. With all the potassium, fiber, vitamins and antioxidants he is getting when he drinks the Bubbles Blue Smoothie, we know it is so "elephant friendly", but we are sure it is kid friendly too.



Bubbles Blue Smoothie

Ingredients:

- ½ cup ice cubes (less if using frozen fruit)*
- ¼ cup oats (optional)*
- ½ cup blueberries (fresh or frozen)*
- 1 banana (fresh or frozen)*
- ½ cup yogurt (blueberry, vanilla or plain)*
- 1 tbsp. honey (or to taste)*
- Splash of low fat milk*

Green Monster Smoothie, the Champion of all Smoothies

Kale is known as one of the “power foods” as it holds so many wonderful nutrients. However; kale is not necessarily a kid friendly food and in many cases it is really not so adult friendly. So, try this on the kids and the adults in your family to get a fun, nutrition packed drink.

Ingredients:

12 ounces 100% apple juice with no added sugars
3-4 large kale leaves (washed and stems removed)
3 bananas
2 cups ice

Blend juice and greens for about one minute on high. Make sure the kale is thoroughly blended. Add the rest of the ingredients and blend an additional 30 seconds or until smooth.

Tip: When using kale, the trick is to blend, blend, and blend!

Fourth of July Red, White and Blue Party

Independence Day is only a few months away. Plan to have a party with only red, white and blue food and drinks. Make the Bubbles Blue Smoothie and a strawberry, banana smoothie for the kids. For a white smoothie, serve the adults a tropical coconut, pineapple smoothie (similar to a piña colada).

Pineapple, Coconut Smoothie

Ingredients:

1 cup pineapple juice
½ cup ice
½ cup pineapple (fresh or canned)
½ cup coconut (shaved, packaged or fresh)
½ banana

Combine the pineapple juice, ice and banana together in the blender and blend until a slushy texture is formed. Add the pineapple and coconut milk until smooth. (If you use fresh pineapple add it before adding the coconut as the pineapple may take longer to blend.)

Try making these recipes with your kids. They will love helping and there are so many lessons in preparing foods together. A fun thing to do is to use a smoothie recipe as a fun project for a play date when you have other children over for the day. It makes a great group project too!

Camouflage “Brain Food” for the Picky Eater

Though we can easily find avocados in the market year round, we tend to eat more of them in the warm summer months. Summertime is only around the corner and before we know it, we will be having picnics, pool parties and packing beach snacks. One of the healthiest foods we can eat is the creamy, green avocado. It is a super fruit! The avocado contains lots of good fats for healthy brain development. If you serve this awesome fruit in a kid friendly fashion, your kids will lap it up and ask for more. Below are some wonderful kid friendly easy to prepare recipes that you can whip up in an instant. Mash it! Blend it! Grill it! Mix it! Mold it! Freeze it!

Blend 1 avocado, 1 mango with some pineapple chunks. Add ½ cup vanilla frozen yogurt and 4-5 ice cubes.

Mash an avocado and a banana with a fork.

Combine 1 avocado with 1 tsp. of cocoa powder, ½ tsp. agave nectar (or honey) and ¼ cup skim milk in a blender. Puree until smooth.

Dress a salad with avocado ranch dressing. Combine 1 cup buttermilk, 1 cup cilantro leaves, 1 avocado, 1 clove garlic, 1tsp lime juice, salt and pepper to taste. Blend all the ingredients and voila! You have a delicious avocado ranch dressing for salads and a kid friendly veggie dip.

Grill pitted avocado halves face down for a warm treat.

Affirmative Discipline



Linda Weissman
President of Marketing

There is a fine line in maintaining your child's behavior in reasonable bounds without destroying his self-esteem. Maintaining positive, affirmative discipline gives our Toddlers, Preppers and Preschoolers enough liberty to explore and express themselves so that they can grow in a healthy manner. However, there is a sense of security developed in knowing that their parents, caregivers or teachers are in control and consistent with their rules and discipline.

At TLE, we have a positive policy for disciplining our children. Correcting behavior can be accomplished by employing positive rather than negative reactions to incorrect actions. It is a good thing to help our children become cognizant of their deeds. By reflecting back what you have observed them doing helps them to become aware of their actions and causes them to think. Positive discipline helps them develop responsibility and independence. They learn to treat others and objects with respect. They learn empathy and tolerance. They learn to have patience with others. Bottom line is that they acquire social competence, become resourceful, responsible and respectful people. This is easier said than done.

Right now you may be asking yourself, how in the world do I stop my child from telling lies? How can I get him to listen to me? How can I prevent all the negative behavior, frustrations and anger? Well, the answer is easy, but the methods are tedious and trying. The first thing is to set ground rules. Don't make this complex. Just use a set of four or five basic rules worded very simply. Next, remove your child. For instance, if you have a child who hits or bites, simply remove him and say, "People don't want to be with you when you hurt them." State your ground rule, "We don't hurt people." By removing him you have stopped the negative behavior. By stating the rule, you have reinforced your position. He may cry or have a tantrum, but the best thing to do is to ignore him because by giving him your attention, you are reinforcing the bad behavior. The worst thing you can do is give in. By giving in you are making the problem harder and harder to correct. Who ever said being a parent would be easy?

By distracting them, you can often get a young child interested in another activity. So remember that substitution is often the method that will work in many situations. A good example of this is if your child is coloring on the table or wall with crayons, you can put down some paper and say, "This is where we color." You have shown them an acceptable way to use crayons. If they continue to color on the wall or table, then you have to remove the crayons all together. Do it gently, and remain calm. Rather than grabbing the crayon out of their hand, tell them why you are taking the crayons.

There is another lesson to be learned for good parenting skills and that is know when to teach logical consequences. In other words, having them choose the ideal behavior you would prefer, or the consequences. Both choices must be acceptable

to you, or you will put yourself in a corner. For instance, if your child is playing noisily while the baby is sleeping, you can say, "You may play quietly in here while your sister is napping or you can go in your room and play where you won't wake her up". Give your child the choice.

Don't always wait for unacceptable behavior to use positive discipline methods. Use praise as encouragement when your child behaves well. Taking time to discipline only when there is inappropriate behavior and never when the behavior is appropriate, is missing out on an effective method for teaching good behavior. Say, "Good job, Jonathon" or "Good going, Sally," rather than "Good girl" or "Good boy." That way you are not labeling the child, but the action. Remember to say thank you or hug them for appropriate behavior.

There is never an "easy out" when it comes to the complexities of disciplining our children, but know that you must keep cool and calm and remain consistent while standing your grounds. This will make all those parenting challenges much easier to deal with.

Ask the Professional



Amanda Beers
Asst. VP of Training &
Quality Assurance

The Learning Experience fosters an environment where learning is perennial, no matter your age! In each center the spectrum of experienced parents fluctuates, but regardless of whether you are a first time parent or a veteran, all can benefit from the countless home/school connections pieces that have been woven into the center. These were developed to encourage you to be educated about your child's learning and development. While these programs and philosophies assist you to become more versed in your child's progress, we are also asked many key parenting questions. Our management teams and teachers are trained in the industry, but at times a professional resource is encouraged as well.



We are excited to announce a partnership with a child psychologist, Dr. Joseph Rabinovitz. Dr. Joseph Rabinovitz has worked as both an educator and child psychologist. He has devoted his thirty-year career to helping children by working closely with the child's family and teachers as well as the child. His broad experience as an educator and psychologist, gives him a unique approach to helping

children reach their full potential in their academic and social performance. Dr. Rabinovitz earned his doctorate in Counseling Psychology in 1987 from Boston University and his Masters in Elementary School Counseling from Northeastern University. He is a member of the American Psychological Association, the Association for the Advancement of Psychology and the Florida Psychological Association. Dr. Rabinovitz maintains the highest level of knowledge in the field of child psychology.

Beginning in May, Dr. Rabinovitz will be publishing a monthly blog on The Learning Experience Homepage (www.thelearningexperience.com). This blog will appear in the "News & Events" section and will provide a forum for parents to pose questions and suggestions for future topics. The blog will be the initial project with Dr. Rabinovitz of what we anticipate to be a library of excellent resources to our company, centers, teams, parents, and children.

Navigating through the Storms of Life



Linda Weissman
President of Marketing

It was a difficult, fall/winter for us as a country. We struggled through Sandy, a remarkably destructive storm in the Northeast, an unprecedented national tragedy in an elementary school in Connecticut and an exceptionally cold winter in many states. Hopefully, our children were sheltered from the non-stop coverage of this news in the media.

However, it is not necessarily wise to shelter our children too much because doing so could inhibit their ability to deal with the realities of life and death.

Of course the tragedies we experienced this past year were extraordinarily fierce and we have to be sure we use the appropriate language and model a cool, calm control. If we show anxiety, dramatic behavior and stress, it can only influence our children negatively. It is acceptable to let our children understand that we are upset and it is okay for them to be upset as well. We have to stick with the facts without embellishing or speculating and always provide opportunities for discussion. Questions should always be answered succinctly and age appropriately.

A wonderful method for discussing the destruction from storms is to explain that while nature is beautiful and fascinating, it can also be damaging. Clarify that destruction from storms is nature's way of strengthening. For instance, the tree trunks grow strong by developing sturdy trunks and branches to withstand the thrashing winds, beating rain and the heavy weight of snow. Explain that it is actually the storms that help the baby trees develop into strong adult trees. This is true also with people. By sheltering our children too much, they cannot develop character and survival skills. Though it is extremely painful for parents to watch their child experience disappointment or sorrow, grief or pain; it strengthens their character and coping methods. As humans we can never escape the realities of life and death, whether it is in nature or in human life.

As teachers and parents, we must reinforce the feeling of safety and security. Reassurance through cuddling, verbal support, demonstrating our love, and having serene discussions is what our young children need to cope with life's ambiguities and heartbreaks.

The "Magic" of TLE



Jen Murray
VP of Center Operations

hatching spring chicks... How cool!!!!

I am always amazed when I walk through our preschool classrooms and I am able to learn something new! How can it be that our little TLE® children are learning and understanding such advanced concepts! Recently, our Toms River, NJ Center experimented with growing hair on a potato.... What fun!!!! While our Montvale, NJ center is in the process of

But, more importantly these little preschoolers are truly having an amazing Learning Experience! Young children are naturally curious and they are constantly exploring the world around them. During these types of activities, the children have an opportunity to predict, observe and record their findings. When an issue arises, they communicate with one another, and together as a team, they solve the problem. Most individuals look at these activities as a simple child friendly science experiment, but as educators we know it is so much more. We are creating an environment to prepare these children for their future roles. They are analyzing, focusing, documenting, taking risks, communicating and asserting their opinions.



The preschool class in Montvale, NJ is predicting, observing, and recording as they anxiously await the hatching of their baby chicks.

Our teachers are teaching the children a love of learning! The children are so excited to see if the potato will grow hair or what the chicks will look like when they hatch that they want to come back to The Learning Experience® the next day to see what will happen! Our teachers are taking our curriculum and bringing it to life! They are making magic happen.... **And when magic happens, all others fail to compare!**

Honestly, what family could tour a center with hairy potatoes and bitty baby chicks that were coddled to life and not enroll?



Children in Toms River, NJ are experimenting to see how many days it will take for their potato to grow hair.

BeCause Our Hearts Beat




Monica Nolasco
Asst. VP of Corporate
Operations

This January, we were extremely excited to introduce the newest addition to our already stellar preschool program when we unveiled our Philanthropy Curriculum, which each month introduces our children to the overall value of altruism, generosity and giving. As part of this new and exciting curriculum, our preschoolers met our Philanthropy characters, Grace The Greyhound™ and Charity Chihuahua™. Although very different in size and stature, these loveable and huggable dogs help teach our children through the curriculum and theme song, "The Size of Your Heart," that, "It's not how big or small you are; it's the size of your heart that matters".

For the first month of the Philanthropy Curriculum, the children learned the definition of the term, discussed what a philanthropist does, made lists of their own good deeds and gained the understanding of how philanthropy can be applied in their classrooms, home lives and communities. Each month, through activities and songs, Grace and Charity introduce our children to

different themes, such as humanity, giving, charity and hope. The Curriculum Department developed monthly philanthropic events that tie back to each theme. In February, participating centers hosted our first philanthropic event focusing on Cause. As part of the **BeCause Our Hearts Beat** event, our Preschoolers were asked to make their own works of art that incorporated hearts out of different art materials. Our centers took these works of art and hosted art auctions where they were auctioned off to our parents. The children had a heartening experience preparing for the event while learning about who can help a cause, where they would go to help a cause as well as who they would meet when assisting with a cause.

We asked centers to send artwork to our World Headquarters and NJ Regional Office and we held a silent heart auction in each office. It was such a pleasure to include both offices in this wonderful event and give all staff the opportunity to see the heartwarming and very creative artwork made with love by the children in our centers. As you walk around our corporate offices we have works of art, made with LOVE, by the children



These pictures are from our kindergartners in our **TLE Wayne, NJ** location. This was the artwork they made for the parents to purchase during the BeCause Our Hearts Beat event. All donations went to Make a Wish Southern Florida foundation.



in our centers proudly on display. Franchise locations had the opportunity to donate all proceeds to the charity of their choice. All corporate and managed locations as well as our World Headquarters and NJ Regional Office donated all proceeds to Make-A-Wish® Southern Florida as the beneficiary of our auctions and we were very happy to announce that together we collected **\$7,516.81**.

Grace and Charity have many diverse and enriching themes on deck for the months ahead and we are confident they will prove to be as rewarding to the children as our BeCause our Hearts Beat event.



Corporate Employees and Field Support with artwork donated to the staff from our **TLE Edison, NJ** location.



L.E.A.P. into

MANDARIN®

TLE Introduces its 2ND Foreign Language Program- L.E.A.P. into Mandarin™



Meghan Kelly
Director of Curriculum

L.E.A.P. into Spanish™ has been a great addition to the TLE® Curriculum; children go home and play with their toy firefighters and call them “bomberos.” We at TLE® have seen such a big success with the introduction of a foreign language to young children, the wide vocabulary and cultural details have enriched each of the children’s awareness of the Spanish speaking world. World Headquarters is proud to announce our second foreign language, L.E.A.P. into Mandarin™!

Guess what? Tito Toro™ has made a new friend and her name is Ping the Panda™! We are so excited to welcome her to the other 90 plus characters of our TLE® family. Ping will be

introducing the language of Mandarin Chinese to Preschoolers across the country. The Preschoolers will join Ping on a train ride across the country of China as they learn about the country’s many historical landmarks, cultural celebrations, and some of the important Chinese characters. According to The New York Times “Mandarin is the language of the future; some predict that knowledge of Mandarin Chinese will be a big advantage in future job markets.” This program is currently being beta tested for an anticipated roll out to the system September 2013. Each center will have the option to offer either L.E.A.P. into Mandarin™ or L.E.A.P. into Spanish™.

Note: Participation in at least one foreign language program is mandatory for the preschool classrooms.


**L.E.A.P. into Mandarin will only be offered at participating centers. Please inquire with center management for further questions*

LEAP Interactive®



Nicole Fugelo
Enrichment Education
Coordinator

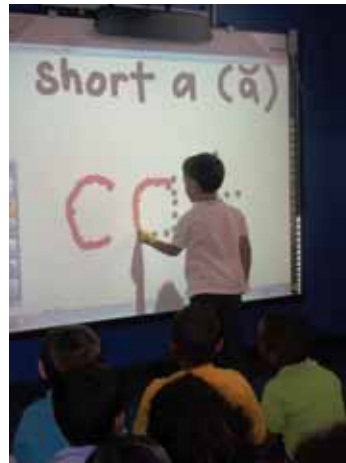
L.E.A.P. Interactive is the cutting edge new touch-technology curriculum that was launched system wide this past September. Since its induction, it has grown to a participation of approximately 40% of the entire system. Participating centers are utilizing this proprietary program to bring the curriculum to life. With the use of real-time videos, access to Google Earth™, and on-line games and activities, these centers have reached new heights with our proprietary L.E.A.P. Interactive curriculum. The Curriculum Department is consistently adding more technology tools, like the “spotlight”, and “screen recorder” as they further develop the LEAP Interactive™ Curriculum.




The Preschoolers in **Waldwick, NJ** were excited to show off their Teeth Brushing Chart during the “All About Me” month as they studied dental health.



TLE Pottstown, PA explored the Amazon Rain Forest as they learned about the animals that do and do not live there.



A Fun with Phonics® lesson was brought to the big screen at **TLE North Brunswick, NJ** as their Preschoolers were excited to trace the letter “a” and learn how the short “a” sounds.



TLE Montvale, NJ watched a video about one of Eric Carle's famous books, and then the Preschoolers used their fingers to identify the animal they saw.



One of the newest centers with a LEAP Interactive™ Board, **TLE Concord, MA** was very excited to pitch in to help out the planet Earth as they learned about the 3R's (Reduce, Reuse, and Recycle) during the “Go Green!” theme in April.

* AT PARTICIPATING LOCATIONS.



A True Sense of Community



Deb O'Byrne
VP of Operations

The Learning Experience has always tried to be on the cutting edge of advances in quality child care; technology, operational systems, building design, security, and of course, curriculum. Over the 30-plus years that the TLE® founders have been involved in child care, they were the first large multi-unit operators to have locks on the front doors,

the first to utilize proprietary computer programs in the daily operations of a center, the first to install cameras in every room and the exterior of a center and the first to bring all-inclusive extra curricular enrichment programs into the daily schedule, and make it available for all children enrolled, regardless of whether or not a family could afford to pay for it. The Learning Experience® has done it again by rolling out our very own "Philanthropy" curriculum! It is the first curricular activity of its kind for Preschool aged children. Introduced in January, with the help of it's adorable mascots Grace the Greyhound and Charity Chihuahua™, children and families have become very familiar with the concept of "giving" and reaching out to others to help in a variety of ways.

TLE® centers have always been known for contributing to the betterment of their communities. Our centers in **Exton, PA**, **Edison, NJ**, **Northville, MI** and **Wilmington, MA**, to name just a few, have generously given time and effort to support community events and charitable causes. When a child enrolled at the **Woodstock, GA** TLE® was diagnosed with leukemia, the administration and staff planned "A Day for Cassidy" to promote leukemia awareness, donate blood through the Red Cross Bloodmobile and raise money for the family. Recently, a system



wide effort to collect books through center based book drives generated thousands of book donations to local non-profit organizations; including the **TLE in Princeton, NJ** who collected almost 1500 books and **Boynton Beach, FL** who collected over 285 books to aid the Victims of Domestic Violence. The **Charlotte 2, NC** and **Cary, NC** TLE's donated books to

their local women's shelters, and the **Parker, CO** TLE raised over \$350 in a book fair and donated the money to Children's Hospital.



Chris West, Center Director (on left), Mike Fletcher, Cassidy's Dad (middle), Stuart Winborne, Leukemia & Lymphoma Society Rep (on right) all of **TLE Woodstock, GA**.

In October, at the TLE® Convention in Miami, it was announced by Learning Experience® President, Richard Weissman, that TLE was aligning itself with the Make-A-Wish Foundation™ in an effort

to grant children with severe and potentially terminal illness the opportunity to live out their dream wishes. To date, TLE has granted more than 70 wishes to sponsored children. Our franchisees, corporate personnel, and the Weissman family have also personally reached deep into their pockets to grant wishes on behalf of TLE® for these children. At the center level, February was declared **BeCause Our Hearts Beat** month and a variety of activities, planned through our Philanthropy curriculum were held throughout our centers. In **Colorado Springs, CO**, the center partnered with Carter's children's clothing to host a fashion show, and held a Sweetheart Dance to raise money for Make-A-Wish™. In **Troy, MI** they turned Make Believe Boulevard® into an art gallery and raised over \$650 auctioning off their children's artwork to family and friends, also donated to Make-A-Wish™.

The spirit of giving at TLE® runs deep into our communities, not just by donating money but by helping others and bringing joy through the very children we service every day. This spring, the **Holly Springs, NC** center will be traveling to a local senior citizens home to plant new flowers in their community gardens, and those same seniors are invited into the center each month to do art projects with the children. What a wonderful way to promote inter-generational activities and caring! Every day throughout the country, The Learning Experience® family reaches out to help others in need, promotes positive interaction and teaches our children that it is truly better to give than to receive!

Anger and Parenting Do Not Mix



Linda Weissman
President of Marketing

Anger in parents is often shifted onto their children. When children have to deal with an angry parent, it can produce a wide range of prickly feelings. Research has shown that children who have to cope with angry parents can be difficult to discipline. Children emulate your emotions, so living with an angry parent, a child is more likely to become angry as well. The impact that an angry parent can have on a child can linger into adulthood. Angry parents who take out their frustrations on their children provide poor role models on how to deal with their emotions. They may become less social, lose their appetite or even become depressed. Children often blame themselves for their parents' behavior and then live with fear and worry. Often they have difficulty with relationships as adults because they tend to bury their feelings.

Parents with angry feelings usually overreact because they have unresolved anger and there can be a buildup of rage that can erupt as an explosion of overreaction. Or, they may have a lack of inner peace from recent history. It is important to know that we all mirror our emotions, and if your child lives with a parent who has a chronically angry face and constantly listens to an angry voice, then that is the person they are most likely to become.

If you think you are an angry parent, then recognizing the problem is your first step to making some positive changes so that you do not end up with angry children. One of the first things to do is ask yourself if you were raised by an angry parent because angry parenting may produce an offspring with similar behavior. Let off your steam in ways that do not involve your children. Professionals suggest a variety of ways to release feelings of rage and anger.

- Find an anger management program; seek a professional therapist or at least someone with whom you can talk to help you release your feelings. Don't choose a person who will add to your frustration.
- Spend time outdoors.
- Journal, write out your feelings on paper. Feel free to scribble as quickly as the thoughts flow into your head. Go for a run, work out at the gym, ride a bike.
- Identify if your anger has nothing to do with your past but is related to the present such as your job, spouse, or self.

Maintain your perspective. We all have moments when we become upset, and it is certainly okay for a child to see displeasure for some incidents. For example, if your child spills paint, instead of getting upset, say, "It was an accident. Accidents happen. Let's clean up this mess together and talk about how to possibly prevent it from happening again." You may say, "The paint was too close to the edge of the table, next time let's put it farther back and just in case, it would be a good

idea to put newspaper on the floor around our work area." Life is not perfect, and we all experience situations of frustrations and feel out of control at times. Being honest with your children about situations beyond your control is a good thing.

The best favor you can do for yourself and your family is to face the reasons that are causing the anger, analyze the problem and create strategies to do something about it. Taking responsibility for learning to manage your anger is very important for the well-being and health of your family. After all, how can we teach our children to be loving toward themselves and others if we don't experience those feelings ourselves?



How Many Household Toxins Are In Your House?



Linda Weissman
President of Marketing

According to the World Health Organization, exposure to cleaning chemicals during childhood is harmful.

Therefore, we have some suggestions on how to remove them from your house and substitute them with safe alternatives.

1. Toilet, tub and tile cleaners

Bathroom cleaners can be highly toxic. They are the source of many poisonings, particularly since they are often used in small, windowless areas. These chemicals contain hydrochloric acid which can damage the skin, eyes, kidneys and liver. These cleaners may also contain other chemicals known as carcinogens that can damage the nervous systems.

Substitution Solution:

Pure vinegar diluted with water will remove soap scum. Full strength vinegar will disinfect your toilets. Washing soda or borax will also clean bathroom tiles effectively.

2. Dishwasher Detergent

Did you know that dishwasher detergent is the number one cause of child poisoning? They can contain a dry form of highly concentrated chlorine. Not only can they cause skin and eye injuries, but if not thoroughly rinsed off your dishes, the residue can transfer into hot food.

Substitution Solution:

Purchase phosphate and chlorine-free detergent. Now is a good time to start experimenting with all the new “green” products. Cascade® advertises a phosphate-free one as well.

4. Oven Cleaners

Many of us do not have self-cleaning ovens, so we rely on those awful smelling oven cleaners. Well, these cleaners smell for a reason, because they contain a derivative of lye. Lye is so corrosive that it can eat through skin, and is caustic for eyes and lungs. Oven cleaners also contain a plethora of carcinogens. When the oven is hot, the residue of these chemicals can be released as toxic fumes.

Substitution Solution:

Though it may mean more work for you, it is safer to make a paste with baking soda, salt and water.

5. Upholstery and Carpet Shampoo

These products may contain an army of chemicals including ammonium hydroxide perchlorethylene, which are known carcinogens and can damage the nervous system, kidney and liver. Also, they are extremely irritating to the eyes, skin and respiratory passages.

Substitution Solution:

Baking soda and water will clean the carpet. Wine and fruit stains can be removed with salt. Though we have never tried it, they say white wine removes red wine stains. Of course, the trick with this type of stain is to tackle it immediately. Club soda will remove lighter stains. If you need to deodorize, make a solution of baking soda and cornstarch. Hydrogen peroxide removes blood stains.

Distilled white vinegar is probably the most beneficial “natural” cleaner you can have at your disposal. It works on a multitude of cleaning projects, is environmentally friendly, chemically safe and very affordable. The best thing about vinegar is that it is kid-friendly and not poisonous if little tongues lick a toy or object that was cleaned with vinegar.

6. Sparkling Clean Kitchen

Keep a spray bottle of distilled white vinegar clearly marked with a permanent marker in the kitchen and use it to clean up after meals. It is great for the sink, counters, even the refrigerator and exhaust fan grids. Create a mixture of ¼ cup white vinegar with 2 cups water and heat in microwave for 3-4 minutes. It makes a great splatter wipe-up for inside the microwave oven.

Clean your cutting board and counter top with hydrogen peroxide as an alternative to distilled white vinegar. Use a

clearly marked opaque spray bottle (exposure to light kills the effectiveness). Let everything bubble for a few minutes and then scrub, rinse and dry.

Hydrogen peroxide is great for cleaning the refrigerator and the inside of the dishwasher. Because it is non-toxic it is great for cleaning places that store food and dishes. Sponges harbor a tremendous amount of germs. Soak them for 10 minutes in a mixture of 50/50 warm water/hydrogen peroxide and then rinse thoroughly.

Baked-on food on your pots and pans can easily be cleaned with a solution of a paste of hydrogen peroxide and baking soda. Rub onto the dirty pot and let sit for a while. Then, use a scrubby sponge and warm water to remove the crud.

7. Germ-Free Bathrooms

Keep a spray bottle clearly marked “Distilled White Vinegar” in the bathroom. It makes a great disinfectant for door knobs, handles and porcelain sinks. Tubs and showers are environmentally disinfected and sparkling clean after being wiped with a mixture of ¼ cup of baking soda, 1 TBS liquid laundry detergent such as Dreft or Ivory, and enough white vinegar to make a thick paste. Calcium and lime build-up will disappear with a little toothbrush, elbow grease and a paste made with 2 TBS salt and enough white vinegar to create the paste.

8. Environmentally Safe Laundry Room

Did you know that laundry stains can be pre-treated with distilled vinegar?

Vinegar added to wash water will brighten whites and colors and a half cup added to the rinse water will remove soap residue.

Clean your steamers and steam iron with a solution of half water and half distilled white vinegar. The same one half-one half solution will clean the salt off winter boots and shine patent leather shoes.

9. Bath Toys

It is a no brainer that toys should be washed frequently. But did you know that even bath toys need disinfecting as well? Washing bath toys with a solution of distilled white vinegar will remove the viruses and microbes that can harbor on them. Stuffed toys can be cleaned with vinegar, too. Traces of dirt and bacteria can lead to illness. Also, remember to clean your child's toys after play dates. Using a spray bottle filled with 1 cup water and 1 cup distilled white vinegar is an easy method for cleaning most toys.

Just a little effort on your part will rid your home of dangerous chemicals. Clean out all the areas where they are kept and try substituting with just the few inexpensive but effective items mentioned here such as distilled white vinegar, baking soda and salt and hydrogen peroxide. The result is a natural, clean, germ-free home, lowered health risks and many dollars of savings.

Princess Me



Amanda Beers
Asst. VP of Training &
Quality Assurance




Shelley Cross
Center Director
TLE Wayne, NJ

Each and every day the children in our centers have countless 'learning experiences'. They learn educational concepts such as phonics, math, language arts, and science but they also learn manners, etiquette, and social skills. As educators, we enter this industry because we want to inspire and enlighten the minds of the children around us, witness amazing milestones, and make a difference in the life of a child.

Miss Shelley, Center Director in the **Wayne, NJ** center made a difference in the life of one of her children, a difference that was so big it inspired the child's mom to write a book, which has recently been published!

In the center there was a little girl who loved to pretend to be a princess. One day at school, her friends told her that she couldn't be a princess because she did not have long blonde hair like Rapunzel or skin like Snow White. This made the little girl sad. When Miss Shelley became aware of what was taking place, she used it as an opportunity to teach the entire class, and to make a difference. She took pictures of all different princesses and posted them in the classroom and then spoke with the children about imagination and the fact that everyone can be anything they want to be. She encouraged everyone to pretend and the class played together, laughing and enjoying their time. The parents were so moved by the entire experience that they began to share it with relatives and friends. They encouraged her to make a difference in the lives of many children and use the experience to write a children's book. Rita Hutching's book Princess Me has been published, a book that teaches children the true meaning of beauty. The **Wayne, NJ** center will be celebrating this amazing accomplishment by hosting a book signing on May 18TH.



TLE Field Support

Area Manager **STARS**



Susan Johnson



David Hawthorne



Linda Mroz



Rich Miniconzi



Sharon Steinhardt



Marianne Giarratano



Jaime Montanye



Michelle Lucas



Christie Lane



Nicole Quick



Bridget Relation



Christina DePrima

TLE HAS GONE SOCIAL!

Find out what your center
is up to. Look for us online
to receive our Facebook and
Twitter updates.

Events • Parenting Tips
• Fun Kids Activities •
& More



Follow us on
Twitter



Like us on
Facebook

What's on your mind?

Post

All About Me



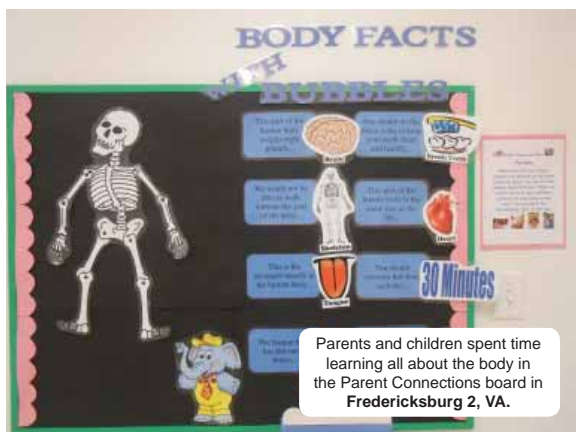
Children in **Fredericksburg 2, VA** studied dental health and then used toothbrushes to create colorful pictures.



In **Manahawkin, NJ** children learned that we have 207 bones in the body and took turns holding a dinosaur bone.



In **Princeton, NJ** parents and children learned all about the parts of the body and that we may look different on the outside but we all have the same parts on the inside.



Parents and children spent time learning all about the body in the Parent Connections board in **Fredericksburg 2, VA**.



In **Manahawkin, NJ** children took turns learning all about the parts of the mouth, carefully brushing the teeth and gums with a big toothbrush.



An "All About Me" timeline of milestones from the Infant classroom in **Foxboro, MA**.

Around the World



Preschoolers in **Livingston, NJ** learned about the Arctic and the polar bears, then participated in a lesson where they measured themselves to a picture drawn to scale.



Preschoolers in **Jackson, NJ** used the blocks in their classroom to make the Great Wall of China.



Children in **Hamilton, NJ** studied Germany and then created their very own windmills.



In **Monroe, NY** children made pottery using play dough after they learned about the country of India.



Infants in **Schaumburg, IL** learned the different modes of transportation as they painted their own airplanes.



In **South Toms River, NJ** children were placed in the gondolas as they learned about Italy.

Curriculum in Action



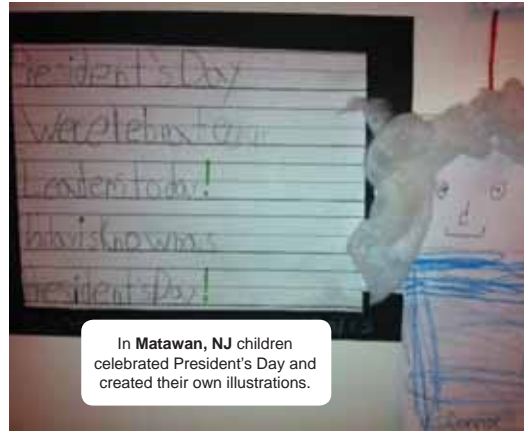
In **Woodstock, GA** the infants explore sensory play and learn about colors.



In **Fredericksburg, VA** the preschool class spends time daily doing lessons with Flexi Flamingo.



Preschools in **Oldsmar, FL** made sticky goop as they enjoyed sensory play.



In **Matawan, NJ** children celebrated President's Day and created their own illustrations.



In **Rocky Point, NY** children in Preschool 2 participated in activities that highlighted their studied state of the week, Nevada.

Going Green



In **Exton, PA** children wrote their contributions to help conserve the Earth.




Children of Preschool 2 in **Foxboro, MA** finger-painted the Earth then wrote ways in which their hands can help.



The **Mansfield, NJ** lobby is ready to Reduce, Reuse and Recycle as they proudly celebrate Going Green month.



Children and parents in **Jackson, NJ** spent time daily learning about the 3 R's.



Preschoolers in **Woodstock, GA** reused newspapers and used them to decorate the letter R as they learn about what it means to reduce, reuse, and recycle.



Children in **Cedar Grove, NJ** reused materials to create a beautiful spring board.

Read To Me



It doesn't matter how big or small you are, everyone loves to read! An Infant in **Woodstock, GA** celebrated character day.



The children from **Manahawkin, NJ** created their own interpretation of *Harold and the Purple Crayon* and then combined them to make a class story.



A beautiful display of Dr. Seuss' *Horton Hears a Who* from **Hillsborough, NJ**.



In **East Brunswick** a student made rendition of *Cloudy With a Chance of Meatballs*.



VP of Operations R1, Jennifer Murray, reading a story to the preschool classroom in **Ramsey, NJ**.




In **Hamilton, NJ** a sensory project that celebrated a favorite *Brown Bear*.



Children's classic *Where The Wild Things Are* made a debut in **Cromwell, CT**.



Children in **Farmington Hills, MI** spent time reading amongst the loraxes.



The hallways of **Troy, MI** proudly decorated for *Chicka Chicka Boom Boom*.



Infants in **Oldsmar, FL** dressed up to celebrate Dr. Seuss week.



A bulletin board in **Colorado Springs, CO** showed the countless possibilities by using your imagination and reading.



In **River Vale, NJ** teachers illustrated the covers of their favorite books.

We Love Bubbles



Business Manager Miss Pam and Center Director Miss Issy from **TLE Freehold, NJ** out and about with Bubbles.




Owner Katie Schultz and city officials in **Sterling Heights, MI**.



Bubbles is very excited to meet new friends in the **Fishhawk, FL** area.



Bubbles has many fans in all of our TLE centers, here he is receiving many hugs and kisses in **Northville, MI**.



Bubbles met some new friends in **Oldsmar, FL**.



Bubbles took to the ice as he celebrated the opening of **Merrimack, NH**.



Bubbles and General Manager, Marianne Giarratano spreading the news that **Parker and Aurora, CO** are open.



Bubbles and children of **Warminster, PA** accepting an award from Patch.com.



Bubbles hugging a special friend in **Northville, MI**.

100 Days of School



Children in **Billerica, MA** celebrated the 100 days of school by counting and stacking colored cups.



In **Ramsey, NJ** children counted to 100 and then made fun arts and crafts.



In **Waldwick, NJ** everyone wrote 100 reasons they love TLE as they celebrated the 100th day of school.

A Breath Of Fresh Air For Your Child

Developed for NASA

ActivePure was developed for the National Aeronautics and Space Administration to address waste generated in zero gravity. The technology is a proactive system that kills a wide variety of viruses and bacteria on surfaces as well as in the air. These claims are backed by NASA technology and a university study proves that ActivePure technology reduces over 99% of the germs and molds within a 24-hour period. With the use of ActivePure you can eliminate:

***Mold...Listeria...Staph MRSA...Fungus...
E.Coli...Strep...Bacillus***

How the ActivePure Technology Works

What do we know about hydrogen peroxide? We can swish it in our mouth to clean germs and put it on cuts and sores to kill infections. So, just imagine diluting hydrogen peroxide and misting it into the air. It floats through the air, settles on surfaces and kills germs and odors at their source. That is basically how the Clean Air product, ActivePure, works.



breathe
easy & stay
healthy



1.888.610.PURE | WWW.AIRCLEANINGPRODUCTS.COM

EMERGENCY CONTACT CARD

Your cell and your spouse's cell and all numbers where you can be reached:

Cell: _____

Office: _____

EMERGENCY: CALL 911


Nearby relative or friend cell: _____ Home: _____

Children's doctor: _____

Police Dept: _____

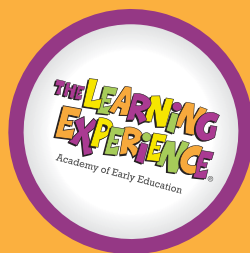
Fire Dept: _____

Poison: _____



CHECK YOUR HOUSE FOR SAFETY

- Be sure all the medications in the bathroom or on a nightstand are moved to a safe place.
- Check your laundry room, kitchen, garage and basement for any cleaning products, paints and other chemicals that are reachable to your child. Remember children love to climb, so anything with potential danger must be locked away or placed up high.
- If your sitter is giving your child snacks or meals, be sure the food is cut into bite-size portions and that the sitter knows not to feed a small child anything like grapes, watermelon seeds, etc. that could cause a choking hazard.
- Be sure the sitter knows where all your first-aid is kept.
- Talk to the sitter about dangers that lurk in your home. Identify these dangers and trouble spots to make them sensitive and attentive to potential trouble. These may include cord used for raising and lowering window shades. A crawling infant can easily reach up and pull a cord or worse get the cord caught around their neck. Power cord can also be overlooked, so the sitter must be made aware that a toddler or preschooler can pull on the cord causing an appliance such as a toaster or iron to fall on them.
- Check all outlets and cabinet doors for child-proofing.
- Dad's workshop is packed with dangers. This area should be completely sealed off to children.
- Windows and stairs are hazards as well. If you have a home that is in a high-rise or is two or more stories high, be sure windows are kept closed and locked. If this is impossible, be sure the babysitter is told to keep out of those rooms and keep the door closed and locked so your child cannot enter on their own. Stairs can lead to accidents. They should be kept clear of hazards such as toys. Children and babysitters should know that horseplay on the stairs is not acceptable. Children should not be able to chase each other around going up and down stairs. Be sure any gates you have installed are secure and tell the sitter to close the latch each time a gate has to be opened to pass through.
- Swimming pools should be a NO PLAY ZONE when children are left with sitters. Be sure your child and the sitter are perfectly clear about this.
- High chairs and cribs are potential hazards as well. High chairs can easily tip over and babies not strapped in can slip out in a split second. When babies are old enough to climb, they could possibly climb out of their crib for the very first time while under a sitters care.
- Baby walkers are great when monitored and used properly, but a "Hot Rod" baby scooting around quickly poses potential danger. Walkers can easily tip over or tumble down a flight of stairs.
- Toys of older siblings can cause a choking hazard for the little one. Make sure the sitter is cognizant of any toys that big sister or brother may be playing with.
- Diaper changing procedures should carefully be reviewed. If you have a baby girl, the sitter should know the appropriate way to change a diaper so as not to cause an infection.
- Potential dangers lurk in so many places. We have given just a few to get you started. If your child is a little older, it probably has been a while since you "child-proofed" your home. It is a good idea to do a thorough walk-through of your home, inside and outside. Make a practice of repeating this process of looking for potential hazards on a routine basis.
- Be sure the sitter knows where all exits are in case they need to evacuate quickly.
- Make it perfectly clear that babysitters should always know where your child is and what they are doing at all times. Ask them not to use their cell phones for socializing while they are responsible for your child and not to get distracted for any reason.



Bubbles' Bugle